




**FLASH**

# **MINI SNOW MACHINE**

**F5100344**



## **User Manual**

**[www.flash-butrym.pl](http://www.flash-butrym.pl)**



RoHS

**IMPORTANT NOTE:** Electric products must not be put into household waste. Please bring them to a recycling centre. Ask your local authorities or your dealer about the way to proceed.

**CAUTION!**

Keep this device away from rain and moisture!  
Unplug mains lead before opening the housing!

For your own safety, please read this user manual carefully before you initially start-up.

Every person involved with the installation, operation and maintenance of this device has to

- be qualified
- follow the instructions of this manual
- consider this manual to be part of the total product
- keep this manual for the entire service life of the product
- pass this manual on to every further owner or user of the product
- download the latest version of the user manual from the Internet

## INTRODUCTION

Thank you for having chosen a EUROLITE snow machine.

Unpack your snow machine.

## SAFETY INSTRUCTIONS

**CAUTION!**

Be careful with your operations. With a dangerous voltage you can suffer a dangerous electric shock when touching the wires!

This device has left our premises in absolutely perfect condition. In order to maintain this condition and to ensure a safe operation, it is absolutely necessary for the user to follow the safety instructions and warning notes written in this user manual.

**Important:**

*Damages caused by the disregard of this user manual are not subject to warranty. The dealer will not accept liability for any resulting defects or problems.*

Before you initially start-up, please make sure that there is no damage caused by transportation. Should there be any, consult your dealer and do not use the device.

If the device has been exposed to drastic temperature fluctuation (e.g. after transportation), do not switch it on immediately. The arising condensation water might damage your device. Leave the device switched off until it has reached room temperature.

This device falls under protection-class I. The power plug must only be plugged into a protection class I outlet.

Always plug in the power plug last.

Never let the power-cord come into contact with other cables! Handle the power-cord and all connections with the mains with particular caution!

Make sure that the available voltage is not higher than stated on the rear panel.

Make sure that the power-cord is never crimped or damaged by sharp edges. Check the device and the power-cord from time to time.

Never drink fluid or use it on the inside or outside of a human body. If fluid gets in contact with skin or eyes, rinse thoroughly with water. If it is necessary call a doctor immediately!

Keep device upright.

For overhead use (mounting height >100 cm), always fix the fixture with an appropriate safety bond.

Always disconnect from the mains, when the device is not in use or before cleaning it. Only handle the power-cord by the plug. Never pull out the plug by tugging the power-cord.

Unused machines must be disconnected from the mains. If the power plug or the power switch is not accessible, the device must be disconnected via the mains.

Keep away children and amateurs!

Never leave this device running unattended.

## OPERATING DETERMINATIONS

This device is a special effect machine for creating snow effects. This product is only allowed to be operated with an alternating voltage of 230 V, 50 Hz and was designed for indoor use only.

Do not shake the device. Avoid brute force when installing or operating the device.

When choosing the installation-spot, please make sure that the device is not exposed to extreme heat, moisture or dust. Please consider that liquid may be spilt during operation around the device. The resulting slippery surface can cause accidents. There should not be any cables lying around. You endanger your own and the safety of others!

Before filling the device disconnect from mains. Never fill in any hot liquids.

Operate the device only after having familiarized with its functions. Do not permit operation by persons not qualified for operating the device. Most damages are the result of unprofessional operation!

Store dry!

Always drain the tank and please use the original packaging if the device is to be transported.

Please consider that unauthorized modifications on the device are forbidden due to safety reasons!

Never remove the serial barcode from the device as this would make the guarantee void.

If this device will be operated in any way different to the one described in this manual, the product may suffer damages and the guarantee becomes void. Furthermore, any other operation may lead to dangers like short-circuit, burns, electric shock, etc.

### WEEE Directive



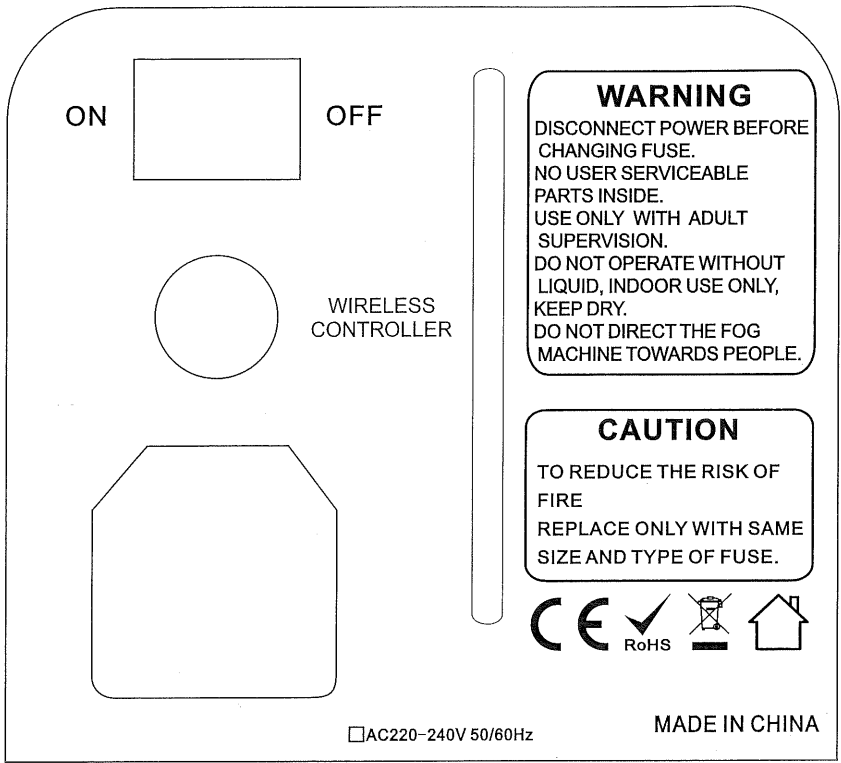
When to be definitively put out of operation, take the unit(s) to a local recycling plant for a disposal which is not harmful to the environment. Do not dispose of as municipal waste. Contact your retailer or local authorities for more information.

## DESCRIPTION OF THE DEVICE

### Features

#### Powerful mini snow machine

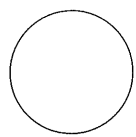
A lot of "snowflakes" are thrown into the room up to a distance of 2 m • Constant snowing creates a foam/snow build up, which dissolves gradually • The dissolution of the "blanket of snow" happens nearly



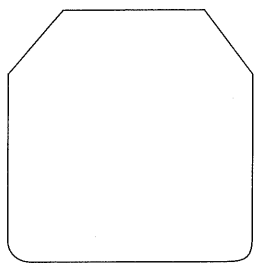
ON



OFF



WIRELESS  
CONTROLLER



□AC220-240V 50/60Hz

**WARNING**  
DISCONNECT POWER BEFORE  
CHANGING FUSE.  
NO USER SERVICEABLE  
PARTS INSIDE.  
USE ONLY WITH ADULT  
SUPERVISION.  
DO NOT OPERATE WITHOUT  
LIQUID, INDOOR USE ONLY,  
KEEP DRY.  
DO NOT DIRECT THE FOG  
MACHINE TOWARDS PEOPLE.

**CAUTION**  
TO REDUCE THE RISK OF  
FIRE  
REPLACE ONLY WITH SAME  
SIZE AND TYPE OF FUSE.



MADE IN CHINA

1. Power ON/OFF Button
2. Wireless Controller
3. Power AC220-240V, 50/60Hz

**Specification**

Voltage: AC220-240V, 50/60Hz  
Power: 500W  
Output: 60 cubic meters  
Control: Remote  
Tank Capacity: 1L  
Size: 40 x 30 x 21.5 cm